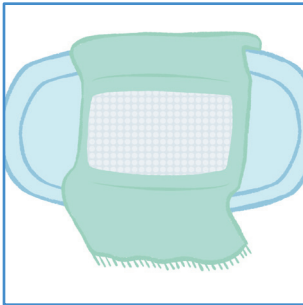




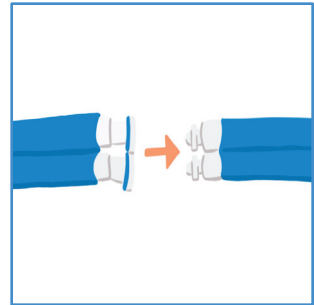
CuddleCot Quickstart Guide



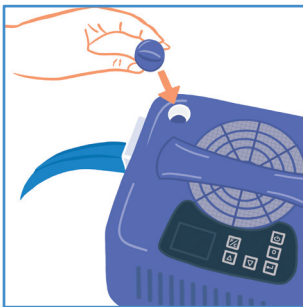
1. Add the foil sheet centrally on top of the blanket, with the shiny side facing up.



2. Place cooling pad on top of foil and cover with a thin sheet or insert into pillow case.



3. Connect the double connectors of hose to cooling mat, and the single connector to the cooling unit.

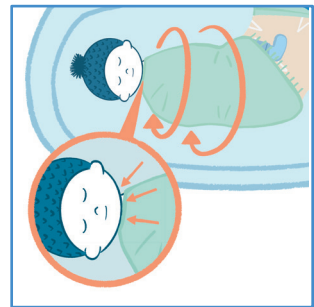


4. Remove filler cap, add two drops of biocide, or one sterilising tablet, and fill 3/4 with purified water.



5. Plug in the unit and switch on. Check water level and top up if required.

The temperature will read high initially, this will cool over time. Press the downward arrow to ensure the temperature target is 8°C/46°F. Click 'enter' to set.



6. Wrap the foil, pad and baby with blankets. Tuck the blanket in to aid insulation. Minimising gaps & wrapping baby aids insulation & reduces condensation.

Ensure the hose is not kinked when swaddling the baby.

For further assistance contact our support team:

UK: 08455 333561 US: 800 992 8977

www.CuddleCot.com info@cuddlecot.com